

Unlock new business mode independently



202504-V3



Shenzhen KSTAR New Energy Co., Ltd.

Tel: +86-755-21389008 Ext 8508

Fax: +86-755-21389006

Web: www.kstar.com www.kstar.eu


E-mail: info@kstar.com

We reserve the right to make technical changes or modify the contents of this document without prior notice. With regard to purchase orders, the agreed particulars shall prevail. KSTAR does not accept any responsibility whatsoever for potential errors or possible lack of information in this document.



Unlock new business mode independently

Green **Kommerical** Solution



www.kstar.com www.kstar.eu

2025

ABOUT KSTAR

1993
KSTAR Established

Enter Offline UPS Field

1998
New Manufacturing Base

Guanlan Industrial Park Inaugurated in Shenzhen

2009
Enter New Energy Field

1st PV Inverter Produced

2013
Explore New Opportunities

Enter the Electric Vehicles Market

2019
CATL & KSTAR Partnership

Establish Joint Venture Factory with CATL

2023
KSTAR Vietnam

Vietnam Plant in Operation

National-level Green Factory

1996
Overseas Expansion

Enter the European and US Market

2004
Further Development

Enter High-power Online UPS Field

2010
IPO and Public Debut

Listed in Shenzhen Stock Exchange

2015
National Certified Technology Center

Certified by National Quality Management System

2021
Further Invest in ESS Facilities

Open Jiangxi Changxin Gold Sunshine Power Supply Co.,Ltd

2024
Construction of the High-end New Energy and Energy Storage Industrial Base



Unlock new business mode independently



180+

Countries & Regions

60GW

PV Installation

30+

Years History

KSTAR, a leading global new energy solution provider founded in 1993, excels in key solar markets worldwide. Our expertise spans the spectrum, delivering cutting-edge PV inverters and energy storage systems for residential, commercial & industrial, and large-scale utility needs.

Backed by 30+ years of experience in electrical and electronic technology, KSTAR is committed to superior new energy

solutions for a diverse clientele in 180 countries and regions, with an impressive 60GW of KSTAR products already installed globally.

We are always generating superior solutions for energy and more. Let's power the future together.

Thriving Three Decades: Your Superior *Kommer*cial Partner



BluePulse Series

NEW

KAC20DP2 / KAC25DP2 / KAC29DP2 / KAC30DP2 / KAC40DP2 / KAC49DP2 / KAC50DP2
BC70DE2 / BC89DE2 / BC107DE2

Versatile Application

- ▶ Ideal for factories, hotels, and farms with DC / AC-coupled solar-storage
- ▶ No external switching device is required, on/off-grid switching time about 10ms, support direct output backup load

Safe & Reliable

- ▶ 280ah large capacity cell, higher energy density
- ▶ Carbon monoxide detection, Sound and light alarm, Exhaust fan, Explosion vent window, Inlet valve, Fire water injection port

Smart Energy

- ▶ Supports self-consumption, peak shifting, time-of-use, and battery backup
- ▶ Integrated self-developed BMS / EMS for flexibility

High Performance

- ▶ Small size, small footprint
- ▶ Long-lasting battery cycle life

Easy Operation

- ▶ Compact design saves space
- ▶ Cloud control with 24 / 7 monitoring



Technical Parameters	BC70DE2	BC89DE2	BC107DE2
Battery Type	LFP		
Battery Module Capacity	17.92 kWh		
Cell Type	280 Ah		
Number of Modules	4	5	6
Total Battery Capacity	71.68 kWh	89.6 kWh	107.52 kWh
Nominal Voltage	256 V	320 V	384 V
Operating Voltage Range	228 ~ 288 V	285 ~ 360 V	342 ~ 432 V
Charge / Discharge Rate	Max. 0.5 C		
DoD	90%		
General Parameters			
Dimensions (W x H x D)	1050 x 2085 x 1371 mm		
Weight	< 1.2 T	< 1.35 T	< 1.5 T
Installation Site	Outdoor		
IP Protection	IP54		
Anti Corrosion Level	C4		
Operation Humidity	5% ~ 95% (No Condensing)		
Operation Temperature	-30°C ~ +50°C		
Max. Operation Altitude	≤ 3000 m		
Communication Port	Ethernet; CAN		
Communication Protocol	CAN; MODBUS TCP / IP		
Cooling Method	Air Conditioner		
Certification	UN38.3; MSDS; IEC 62040; IEC 62477; IEC 62619; IEC 63056; IEC 61000-6-2/4		

Hybrid Inverter Parameters

Product Specifications	KAC20DP2	KAC25DP2	KAC29DP2	KAC30DP2	KAC40DP2	KAC49DP2	KAC50DP2
PV Side							
MPPT Voltage Range	250 ~ 950 Vdc (Max. 1000 Vdc)						
MPPT Rated Voltage	720 Vdc						
MPPT Rated Voltage (Full Load)	300 ~ 800 V	350 ~ 800 V	400 ~ 800 V	400 ~ 800 V	500 ~ 800 V	550 ~ 800 V	550 ~ 800 V
Max. PV Power	40 kWp	50 kWp	60 kWp	60 kWp	80 kWp	100 kWp	100 kWp
Number of MPPT / Strings per MPPT	4 / 2						
Max. Current per MPPT	45 A						
Battery Side							
Battery Voltage Range	200 ~ 950 Vdc						
Battery Rated Voltage Range	250 ~ 800 Vdc						
Max. DC Current	40 Adc x 2	50 Adc x 2	60 Adc x 2	60 Adc x 2	80 Adc x 2	80 Adc x 2	80 Adc x 2
Max. DC Power	22 kW	27.5 kW	33 kW	33 kW	44 kW	55 kW	55 kW
Number of DC Input	2						
AC Side (On Grid)							
Nominal AC Output Power	20 kW	25 kW	29.9 kW	30 kW	40 kW	49.9 kW	50 kW
Max. AC Output Power	27.5 kVA	27.5 kVA	29.9 kVA	33 kVA	44 kVA	49.9 kVA	55 kVA
Max. AC Input Power (Single-phase)	20 kW	25 kW	25 kW	25 kW	27.5 kW	37.5 kW	37.5 kW
Rated AC Current	29.0 A	36.3 A	43.4 A	43.5 A	58.0 A	72.4 A	72.5 A
Max. AC Current	87 A	110 A	110 A	110 A	120 A	163 A	163 A
AC Rated Voltage / Voltage Range	230 / 400 Vac; 220 / 380 Vac; 3L+PE+N; -15% ~ +10%						
Nominal Grid Frequency / Frequency Range	50 Hz / 60 Hz (±5 Hz)						
THDi	< 3% (100% Load)						
Adjustable PF Range	-0.8 (Lagging) ~ 0.8 (Leading)						
Backup Output							
Nominal AC Voltage	230 / 400 V; 220 / 380 Vac; 3L+PE+N						
THDv	< 3% (Rated Power)						
Nominal Grid Frequency / Frequency Range	50 Hz / 60 Hz						
Nominal AC Output Power	20 kW	25 kW	29.9 kW	30 kW	40 kW	49.9 kW	50 kW
Max. AC Output Power (Single-phase)	20 kW	25 kW	25 kW	25 kW	25 kW	25 kW	25 kW
Max. Output Current	87 A	110 A	110 A	110 A	110 A	110 A	110 A
Genset Input							
Max. Input Current	87 A	110 A	110 A	110 A	110 A	110 A	110 A
Efficiency							
Max. Efficiency	97.5%						
Protection							
Reverse DC Connection Protection	Yes						
Anti-Islanding Protection	Yes						
Over-Temperature Protection	Yes						
Grid Monitoring / Earthing Fault Detection	Yes						
Insulation Monitorin	Yes						
DC / AC Surge Protection	DC Type II; AC Type II						
AFCI	Optional						
General Parameters							
Dimensions (W x H x D)	635 x 950 x 315 mm						
Weight	> 80 kg						
Topology	Transformerless						
IP Protection	IP65						
Operation Temperature Range	-25 ~ 60°C (> 45°C Derating)						
Operation Humidity Range	0 ~ 100% (No Condensing)						
Cooling Method	Intelligent Air Cooling						
Max. Operation Altitude	4000 m (> 3000 m Derating)						
Communication Port	RS-485 / CAN						

BluePulse Series NEW

KAC80DP2 / KAC100DP2 / KAC110DP2 / KAC125DP2
BC197DE2 / BC215DE2 / BC233DE2

Versatile Application

- ▶ Ideal for factories, hotels, and farms with DC / AC-coupled solar-storage
- ▶ No external switching device is required, on/off-grid switching time about 10ms, support direct output backup load

Safe & Reliable

- ▶ 280ah large capacity cell, higher energy density
- ▶ Carbon monoxide detection, Sound and light alarm, Exhaust fan, Explosion vent window, Inlet valve, Fire water injection port

Smart Energy

- ▶ Supports self-consumption, peak shifting, time-of-use, and battery backup
- ▶ Integrated self-developed BMS / EMS for flexibility

High Performance

- ▶ Small size, small footprint
- ▶ Long-lasting battery cycle life

Easy Operation

- ▶ Compact design saves space
- ▶ Cloud control with 24 / 7 monitoring



Outdoor Battery Cabinet Parameters

Technical Parameters	BC197DE2	BC215DE2	BC233DE2
Battery Type	LFP		
Battery Module Capacity	17.92 kWh		
Number of Modules	11	12	13
Total Battery Capacity	197.12 kWh	215.04 kWh	232.96 kWh
Nominal Voltage	704 V	768 V	832 V
Operating Voltage Range	627 ~ 792 V	684 ~ 864 V	741 ~ 936 V
Charge / Discharge Rate	0.5 C		
DoD	90%		
General Parameters			
Dimensions (W x H x D)	1300 x 2386 x 1442 mm		
Weight	< 2.3 T	< 2.45 T	< 2.55 T
Installation Site	Outdoor		
IP Protection	IP54		
Anti Corrosion Level	C4		
Operation Humidity	5% ~ 95% (No Condensing)		
Operation Temperature	-30°C ~ +50°C		
Max. Operation Altitude	≤ 3000 m		
Communication Port	Ethernet; CAN		
Communication Protocol	CAN; TCP		
Cooling Method	Air Conditioner		
Certificates	UN38.3; MSDS; IEC 62040; IEC 62477; IEC 62619; IEC 63056; IEC 61000-6-2/4		

202504-V3

Hybrid Inverter Parameters

Product Specifications	KAC80DP2	KAC100DP2	KAC110DP2	KAC125DP2
PV Side				
MPPT Voltage Range	250 ~ 950 V (Max. 1000 V)			
MPPT Rated Voltage	720 V			
MPPT Rated Voltage (Full Load)	450 ~ 800 V	550 ~ 800 V	600 ~ 800 V	700 ~ 800 V
Max. PV Power	160 kWp	200 kWp	220 kWp	250 kWp
Number of MPPT / Strings per MPPT	8 / 2			
Max. Current per MPPT	45 A			
Battery Side				
Battery Voltage Range	200 ~ 950 V			
Battery Rated Voltage Range	250 ~ 800 V			
Max. DC Current	160 A (80 A x 2)			
Max. DC Power	88 kW	110 kW	121 kW	125 kW
Number of DC Inputs	2			
AC Side (On Grid)				
Nominal AC Output Power	80 kW	100 kW	110 kW	125 kW
Max. AC Output Power	88 kVA	110 kVA	121 kVA	125 kVA
Rated AC Current	116 A	144 A	159 A	181 A
Max. AC Current	240 A	250 A	250 A	250 A
AC Rated Voltage / Voltage Range	230 / 400 Vac; 220 / 380 Vac; 3L+PE+N; -15% ~ +10%			
Nominal Grid Frequency / Frequency Range	50 Hz / 60 Hz (±5 Hz)			
THDi	< 3% (100% Load)			
Adjustable PF Range	-0.8 (Lagging) ~ 0.8 (Leading)			
Backup Output				
Nominal AC Voltage	230 / 400 V; 220 / 380 Vac; 3L+PE+N			
THDv	< 3% (Rated Power)			
Nominal Grid Frequency / Frequency Range	50 Hz / 60 Hz			
Nominal AC Output Power	80 kW	100 kW	110 kW	125 kW
Max. AC Output Power (Single-phase)	50 kW			
Max. Output Current	220 A			
Genset Input				
Max. Input Current	220 A			
Efficiency				
Max. Efficiency	98%			
Protection				
Reverse DC Connection Protection	Yes			
Anti-Islanding Protection	Yes			
Over-Temperature Protection	Yes			
Grid Monitoring / Earthing Fault Detection	Yes			
Insulation Monitoring	Yes			
DC / AC Surge Protection	DC Type II; AC Type II			
AFCI	Optional			
General Parameters				
Dimensions (W x H x D)	635 x 1100 x 330 mm			
Weight	> 95 kg			
Topology	Transformerless			
IP Protection	IP65			
Operation Temperature Range	-25 ~ 60°C (> 45°C Derating)			
Operation Humidity Range	0 ~ 100% (No Condensing)			
Cooling Method	Intelligent Air Cooling			
Max. Operation Altitude	4000 m (> 3000 m Derating)			
Communication Port	RS-485 / CAN			

BluePulse Series NEW

KAC50DP-BC100DE / KAC50DP-BC107DE / KAC50DP(2)-BC197DE ¹⁾

Safe & Reliable

- ▶ CATL LFP Battery Cell
- ▶ Double Fire Suppression System Design

Economical & Efficient

- ▶ Save CapEx, Expanding as Required
- ▶ Efficient and Energy-saving HVAC Design

Simple & User-friendly

- ▶ Pre-installed in Factory for Easy Installation on site
- ▶ Integrated BMS / EMS, Suitable for Various Applications
- ▶ Effortless Operation, Cloud Control



Outdoor Battery Cabinet Parameters

Technical Parameters	BC100DE	BC107DE	BC197DE
Battery Type	LFP		
Manufacturer	CATL		
Cell Type	100 Ah	280 Ah	280 Ah
Battery Module Capacity	5.12 kWh	17.92 kWh	17.92 kWh
Number of Modules	20	6	11
Total Battery Capacity	102.4 kWh	107.52 kWh	197.12 kWh
Nominal Voltage	512 V	384 V	704 V
Operating Voltage Range	456 ~ 576 V	342 ~ 432 V	627 ~ 792 V
Charge / Discharge Rate	Max. 0.5 C		
DoD	90%		
General Parameters			
Dimensions (W x H x D)	1100 x 2380 x 1100 mm	1050 x 2000 x 1366 mm	1300 x 2380 x 1200 mm
Weight	< 1.5 T	< 1.45 T	< 2.5 T
Installation Site	Outdoor		
IP Protection	IP54		
Anti Corrosion Level	C4		
Operation Humidity	5% ~ 95% (No Condensing)		
Operation Temperature	-30°C ~ +50°C		
Max. Operation Altitude	≤ 3000 m		
Communication Port	Ethernet; CAN		
Communication Protocol	CAN; TCP		
Cooling Method	Air Conditioner		
Certificates	UN38.3; MSDS; IEC 62040; IEC 62477; IEC 62619; IEC 63056; IEC 61000-6-2/4		

1) The BC197DE battery cabinet supports both a 0.25 C configuration with a single KAC50DP and a 0.5 C configuration with two KAC50DP units.

Hybrid Inverter Parameters

Product Specifications	KAC50DP
PV Side	
Max. Input Voltage	1000 V
MPPT Voltage Range	350 ~ 800 V
Max. Current per MPPT	36 A
Number of MPPT	3
Number of Inputs per MPPT	2
Battery Side	
Max. Input Voltage	750 V
Min. Input Voltage	350 V
DC Voltage at Nominal Operation	500 ~ 750 V
Max. DC Current	55 A x 2
Max. DC Input Power	55 kW ¹⁾
Number of DC Inputs	2
AC Side (On Grid)	
Nominal AC Output Power	50 kW
Max. AC Output Power	55 kVA
Max. AC Current	80 A
Nominal AC Voltage	400 V
AC Voltage Range	340 ~ 440 V
Nominal Grid Frequency / Frequency Range	50 Hz / 60 Hz (±5 Hz)
THDi	< 3% (100% Load)
Adjustable PF Range	-1 (Lagging) ~ 1 (Leading)
AC Side (Off Grid) ²⁾	
Nominal AC Voltage	400 V
THDv	< 3% (Linear Load)
Nominal Grid Frequency / Frequency Range	50 Hz / 60 Hz
Nominal AC Output Power	50 kW
Max. AC Output Power	55 kVA
Efficiency	
Max. Efficiency	97.5%
Protection	
Reverse Connection Protection	Yes
DC Switch	Yes
Over-Temperature Protection	Yes
Grid Monitoring / Earthing Fault Detection	Yes
Insulation Monitoring	Yes
DC / AC Surge Protection	DC Type II; AC Type III
General Parameters	
Dimensions (W x H x D)	650 x 715 x 325 mm
Weight	76 kg
Topology	Transformerless
IP Protection	IP65
Operation Temperature Range	-25 ~ 60°C (> 45°C Derating)
Operation Humidity Range	0 ~ 100% (No Condensing)
Cooling Method	Intelligent Air Cooling
Max. Operation Altitude	3000 m
Communication Port	RS-485 / CAN
Certificates	EN IEC 62109-1/2; IEC EN 62477-1; EN IEC 61000-6-2/4; EN IEC 61000-3-11; EN 61000-3-12; IEC 60068-2-1/2/14/30/52; IEC 61683; IEC 61727; IEC 62116; IEC 60529; C10/11; CEI 0-21; EN 50549-1; DIN VDE 0126-1-1; VDE-AR-N 4105; UNE 217001

1) When KAC50DP is used with BC107DE, Max. charge and discharge power is 40 kW.

2) For on / off-grid switching application, STS100D or STS250D automatic switching cabinet is needed.

BluePulse Series

KAC100DH / KAC125DH - BC215DE / BC233DE

Safe & Reliable

- ▶ CATL LFP Battery Cell
- ▶ Double Fire Suppression System Design

Economical & Efficient

- ▶ Save CapEx, Expanding as Required
- ▶ Efficient and Energy-saving HVAC Design

Simple & User-friendly

- ▶ Pre-installed in Factory for Easy Installation on-site
- ▶ Integrated BMS / EMS, Suitable for Various Applications
- ▶ Effortless Operation, Cloud Control



Outdoor Battery Cabinet Parameters

Technical Parameters	BC215DE	BC233DE
Battery Type	LFP	
Battery Module Capacity	17.92 kWh	
Number of Modules	12	13
Total Battery Capacity	215 kWh	233 kWh
Nominal Voltage	768 V	832 V
Operating Voltage Range	682 ~ 864 V	741 ~ 936 V
Charge / Discharge Rate	0.5 C	
DoD	90%	
General Parameters		
Dimensions (W x H x D)	1300 x 2380 x 1442 mm	
Weight	< 2.5 T	
Installation Site	Outdoor	
IP Protection	IP54	
Anti Corrosion Level	C4	
Operation Humidity	5% ~ 95% (No Condensing)	
Operation Temperature	-30°C ~ +50°C	
Max. Operation Altitude	≤ 3000 m	
Communication Port	Ethernet; CAN	
Communication Protocol	CAN; TCP	
Cooling Method	Air Conditioner	
Certificates	UN38.3; MSDS; IEC 62040; IEC 62477; IEC 62619; IEC 63056; IEC 61000-6-2/4	

Energy Storage Inverter Parameters

Product Specifications	KAC100DH	KAC125DH
Battery Side		
Max. Input Voltage	1500 V	
Min. Input Voltage	600 V	
DC Voltage at Nominal Operation	650 ~ 1400 V	
Max. DC Current	187 A	233.8 A
Max. DC Input Power	112 kW	140 kW
Number of DC Inputs	1	
AC Side (On Grid)		
Nominal AC Output Power	100 kW	125 kW
Max. AC Output Power	110 kW	137.5 kW
Max. AC Current	159 A	199 A
Nominal AC Voltage	400 Vac, 3P + PE (N)	
AC Voltage Range	400 Vac, (-15% + 10%)	
Nominal Grid Frequency / Frequency Range	50 Hz / 60 Hz (±5 Hz)	
THDi	≤ 3% (Rated Power)	
Adjustable PF Range	> 0.99	
AC Side (Off Grid) ¹⁾		
Nominal AC Voltage	400 Vac, 3P + PE (N)	
THDv	< 1.5% (Resistive Load)	
Nominal Grid Frequency / Frequency Range	50 Hz / 60 Hz (±5 Hz)	
Nominal AC Output Power	100 kW	125 kW
Max. AC Output Power	110 kVA	137.5 kVA
Efficiency		
Max. Efficiency	> 98%	
Protection		
Reverse Connection Protection	Yes	
DC Switch	Yes	
Over-Temperature Protection	Yes	
Insulation Monitoring	Yes	
DC / AC Surge Protection	Type II (DC side); Type II (AC side)	
General Parameters		
Dimensions (W x H x D)	650 x 952 x 310 mm	
Installation	Wall Mounted / Plug in	
Weight	93 kg	
Topology	Transformerless	
IP Protection	IP66	
Anti Corrosion Level	C4	
Operation Temperature Range	-30°C ~ 60°C (> 45°C Derating)	
Operation Humidity Range	0 ~ 100% (No Condensing)	
Cooling Method	Intelligent Air Cooling	
Max. Operation Altitude	4000 m (> 3000 m Derating)	
Communication Port	RS-485 / CAN	
Certificates	EN 50549-1:2019; EN 50549-2:2019; IEC 61000-6-2/4; IEC 62477-1: 2012; NC RFG; C10/C11; GB/T 34120; GB/T 34133:2023	

1) For off-grid application, STS250D automatic switching cabinet is needed.


BlueKernel Series NEW


Three Phase / On-grid / 30–50 kW

 Max. PV Voltage up to 1100 V
Type II DC / AC SPD

 Reactive Power Control
WiFi / 4G Plug Optional

 DC / AC Ratio up to 1.5
IP66 Protection

 High Efficiency up to 98.8%
Smaller and Lighter



MODEL	G30KT7	G40KT7	G50KT7
Input (DC)			
Recommended Max. PV Array Input Power @STC	45 kW	60 kW	75 kW
Max. DC Voltage	1100 V		
Nominal Voltage	620 V		
Start Voltage	200 V		
MPPT Voltage Range	120 ~ 1000 V		
MPPT Voltage Range (Full load)	550 ~ 850 V		
Number of MPPT	3	4	4
Max. Number of String per MPPT	2 / 2 / 1	2 / 2 / 1 / 1	2 / 2 / 2 / 2
Max. Input Current per MPPT	40 A / 40 A / 20 A	40 A / 32 A / 20 A / 20 A	40 A / 40 A / 32 A / 32 A
Max. Short-circuit Current per MPPT	50 A / 50 A / 30 A	50 A / 40 A / 30 A / 30 A	50 A / 50 A / 40 A / 40 A
Output (AC)			
Nominal AC Output Power	30000 W	40000 W	50000 W
Max. AC Output apparent Power	33000 VA	44000 VA	55000 VA
Max. AC Output active Power	33000 W	44000 W	55000 W
Nominal Voltage	400 / 230 V, 380 / 220 V, 3P+N+PE		
AC Grid Frequency Range	50 Hz / 60 Hz		
Max. Output Current	50 A	66.7 A	83.3 A
Power Factor (Φ)	-0.8 (Lagging) ~ 0.8 (Leading)		
THDi	< 3% (Nominal Power)		
Efficiency			
Max. Efficiency	98.8%		
Euro Efficiency	98%		
Protection devices			
DC Switch	Yes		
Output Over Current Protection	Yes		
Anti-islanding Protection	Yes		
DC Reverse Polarity Protection	Yes		
Insulation Detection	Yes		
DC / AC Surge Protection	DC: Type III; Type II optional; AC: Type III; Type II optional		
Residual Current Monitoring	Yes		
AFCI	Optional		
PID Recovery	Optional		
General Specifications			
Dimensions (W x H x D)	575 x 450 x 225 mm		
Weight	24.2 kg	27.7 kg	29.4 kg
Operating Temperature Range	-30°C ~ +60°C		
Cooling Type	Fan cooling		
Max. Operating Altitude	5000 m (> 4000 m derating)		
Max. Operating Humidity	0 ~ 100%		
AC Output Terminal Type	OT		
IP Class	IP66		
Topology	Transformerless		
PV Input Terminal Type	MC4		
Display	LCD		
Certification & Standard	EN/IEC 62109-1/2; IEC/EN 61000-6-2; IEC/EN 61000-6-4; IEC 61683; IEC 60068; IEC 60529; IEC 62116; IEC 61727;		

* To be used with the SDM630MCT-V2 energy meter, users need to select and supply their own CT, with a specification of 1 A or 5 A.

KSG Series

Three Phase / On-grid / 30–40 kW



Max. PV Voltage up to 1100 V
Type II DC / AC SPD




Compatible for Big Capacity PV Panel
WiFi / Ethernet Plug Optional



DC / AC Ratio up to 1.5
IP66 Protection



High Efficiency up to 98.7%
Smaller and Lighter



MODEL	KSG-30KT-M1	KSG-40KT-M1
Input (DC)		
Max. DC Voltage	1100 V	
Nominal Voltage	650 V	
Start Voltage	250 V	
MPPT Voltage Range	200 ~ 1000 V	
Number of MPPT Tracker	3	
Strings per MPPT Tracker	2	
Max. input Current per MPPT	30 A	
Max. Short-circuit Current per MPPT	40 A	
Output (AC)		
Nominal AC Output Power	30000 W	40000 W
Max. AC Apparent Power	33000 VA	44000 VA
Nominal AC Voltage	230 / 400 V, 3P+N+PE	
AC Grid Frequency Range	50 / 60 Hz (±5 Hz)	
Max. Output Current	47.8 A	63.8 A
Power Factor (cosΦ)	-0.8 (Lagging) ~ 0.8 (Leading)	
THDi	< 3% (Nominal Power)	
Efficiency		
Max. Efficiency	98.7%	98.7%
Euro Efficiency	98.4%	98.4%
Protection Devices		
DC Switch	Yes	
Output Over Current	Yes	
Anti-islanding Protection	Yes	
DC Reverse Polarity Protection	Yes	
String Fault Detection	Optional	
DC / AC Surge Protection	DC Type II; AC Type III; Type II Optional	
Insulation Detection	Yes	
AC Short Circuit Protection	Yes	
General Specifications		
Dimensions (W x H x D)	380 x 483 x 223 mm	380 x 483 x 227 mm
Weight	25.5 kg	32.5 kg
Operating Temperature Range	-25°C ~ +60°C	
Cooling Type	Fan cooling	
Max. Operating Altitude	4000 m	
Max. Operating Humidity	0 ~ 100% (No condensation)	
AC Output Terminal Type	Connector	
IP Class	IP66	
Topology	Transformerless	
Communication	RS-485 / Wifi / Ethernet	
Display	LCD	
Certification & Standard	EN/IEC 62109-1/2; IEC/EN 61000-6-2; IEC/EN 61000-6-4; IEC 61683; IEC 60068; IEC 60529; IEC 62116; IEC 61727; EN 50549-1; VDE-AR-N-4105; VDE 0126-1-1; CEI-021; G 99; C10/11; NB/T 32004-2018;	

* To be used with the SDM630MCT-V2 energy meter, users need to select and supply their own CT, with a specification of 1 A or 5 A.

G Series

Three Phase / On-grid / 50–80 kW



Max. PV Voltage up to 1100 V
Type II DC / AC SPD



Reactive Power Control
WiFi / Ethernet Plug Optional



DC / AC Ratio up to 1.5
IP66 Protection



High Efficiency up to 98.6%
Smaller and Lighter



MODEL	G50KT	G60KT	G70KT	G80KT
Input (DC)				
Max. DC Voltage	1100 V			
Nominal Voltage	650 V			
Start Voltage	250 V			
MPPT Voltage Range	200 ~ 1000 V			
Number of MPPT	4			
Strings per MPPT	2	2	3	3
Max. input Current per MPPT	32 A	32 A	45 A	45 A
Max. Short-circuit Current per MPPT	48 A	48 A	60 A	60 A
Output (AC)				
Nominal AC Output Power	50000 W	60000 W	70000 W	80000 W
Max. AC Apparent Power	55000 VA	66000 VA	77000 VA	88000 VA
Nominal AC Voltage	230 / 400 V, 3P+N+PE			
AC Grid Frequency Range	50 Hz / 60 Hz (±5 Hz)			
Max. Output Current (@220V)	83.3 A	100 A	116.7 A	127.5 A
Power Factor (cosΦ)	-0.8 (Lagging) ~ 0.8 (Leading)			
THDi	< 3% (Nominal Power)			
Efficiency				
Max. Efficiency	98.5%	98.5%	98.6%	98.6%
Euro Efficiency	98.2%	98.2%	98.3%	98.3%
Protection Devices				
DC Switch	Yes			
Output Over Current Protection	Yes			
Anti-islanding Protection	Yes			
DC Reverse Polarity Protection	Yes			
String Fault Detection	Optional			
PID Recovery	Optional			
Night SVG	Optional			
DC / AC Surge Protection	Type II			
Residual Current Monitoring	Yes			
AC Short Circuit Protection	Yes			
General Specifications				
Dimensions (W x H x D)	548 x 540 x 289 mm			
Weight	48.7 kg	48.7 kg	52.3 kg	53.2 kg
Operating Temperature Range	-25°C ~ +60°C			
Cooling Type	Fan Cooling			
Max. Operating Altitude	4000 m			
Max. Operating Humidity	0 ~ 100% (No Condensation)			
AC Output Terminal Type	OT Terminal			
IP Class	IP66			
Topology	Transformerless			
Communication	RS-485 / Wifi / Ethernet			
Display	LCD			
Certification & Standard	EN/IEC 62109-1; EN/IEC 62109-2; IEC/EN 61000-6-1; IEC/EN 61000-6-3; IEC/EN 61000-6-2; IEC/EN 61000-6-4; IEC 61683; IEC 60068; IEC 60529; IEC 62116; IEC 61727; EN 50549-1; NC RfG; VDE-AR-N-4105; VDE 0126; CEI 0-21; NTS V2.1; UNE 217001; UNE 217002			

* To be used with the SDM630MCT-V2 energy meter, users need to select and supply their own CT, with a specification of 1 A or 5 A.

BlueKernel Series NEW

Three Phase / On-grid / 125 kW



Max. PV Voltage up to 1100 V
Type II DC / AC SPD



Compatible for Big Capacity PV Panel
WiFi / Ethernet Plug Optional



DC / AC Ratio up to 1.5
IP66 Protection



High Efficiency up to 98.7%
Smaller and Lighter



MODEL	G125KT7
Input (DC)	
Max. DC Voltage	1100 V
Max. Input Current per MPPT	45 A
Max. Short-circuit Current per MPPT	60 A
Start Voltage	300 V
MPPT Voltage Range	200 ~ 1000 V
Nominal Voltage	650 V
Number of MPPT	8
Strings per MPPT	2
Output (AC)	
Nominal AC Output Power	125 kW
Max. AC Apparent Power	125 kVA
Nominal AC Voltage	230 / 400 V, 3W +PE, 3W+N+PE
AC Grid Frequency Range	50 Hz / 60 Hz (±5 Hz)
Max. Output Current	181.2 A
Power Factor (cosΦ)	-0.8 (Lagging) ~ 0.8 (Leading)
THDi	< 3% (Nominal Power)
Efficiency	
Max. Efficiency	98.7%
Euro Efficiency	98.5%
Protection Devices	
DC Switch	Yes
Anti-islanding Protection	Yes
Output Over Current Protection	Yes
DC Reverse Polarity Protection	Yes
String Fault Detection	Optional
DC / AC Surge Protection	DC Type II; AC Type II
AC Short Circuit Protection	Yes
AFCI Function	Optional
Night SVG Function	Optional
PID Recovery	Optional
Insulation Detection	Yes
Residual Current Monitoring	Yes
General Specifications	
Dimensions (W x H x D)	965 x 700 x 355 mm
Weight	85 kg
Operating Temperature Range	-30 ~ 60°C
Cooling Type	Fan Cooling
Max. Operation Altitude	5000 m (> 4000 m Derating)
Max. Operating Humidity	0 ~ 100%
IP Class	IP66
Noise (dB)	≤ 80 dB
Topology	Transformerless
Communication	RS-485 / PLC / WIFI / Ethernet
Display	LED , Buletooth + APP
Certification & Standard	IEC 62109-1/-2; EN IEC 61000-6-1/2/3/4; EN IEC 61000-3-11/12; EN IEC 62920; IEC 61727; IEC 62116; IEC 61683; IEC 60068-2-1/2/14/30; EU RoHS Directive; EN 50549-1/2; EN 50549-10; CEI 0-16; NC RFG; C10/11; UNE 217001; UNE 217002; NTS V2.1; PEA/MEA

* To be used with the SDM630MCT-V2 energy meter, users need to select and supply their own CT, with a specification of 1 A or 5 A.


BlueKernel Series (LV)

Three Phase / On-grid / 75 kW

 Max. PV Voltage up to 800 V
Type II DC / AC SPD

 PLC communication
WiFi / Ethernet Plug Optional

 DC / AC Ratio up to 1.5
IP66 Protection

 High Efficiency up to 98.7%
Smaller and Lighter



MODEL	G75KTL
Input (DC)	
Max. DC Voltage	800 V
Max. Input Current per MPPT	45 A
Max. Short-circuit Current per MPPT	60 A
Start Voltage	300 V
MPPT Voltage Range	200 ~ 800 V
Nominal Voltage	370 V
Number of MPPT	9
Strings per MPPT	2
Output (AC)	
Nominal AC Output Power	75 kW
Max. AC Apparent Power	75 kVA
Nominal AC Voltage	127 V / 220 V, 3W+PE, 3W+N+PE
AC Grid Frequency Range	50 Hz / 60 Hz (±5 Hz)
Max. Output Current	196.9 A
Power Factor (cosΦ)	-0.8 (Lagging) ~ 0.8 (Leading)
THDi	< 3% (Nominal Power)
Efficiency	
Max. Efficiency	98.7%
Euro Efficiency	98.3%
Protection Devices	
DC Switch	Yes
Anti-islanding Protection	Yes
Output Over Current Protection	Yes
DC Reverse Polarity Protection	Yes
String Fault Detection	Optional
DC / AC Surge Protection	DC Type II; AC Type II
AC Short Circuit Protection	Yes
AFCI Function	Optional
Night SVG Function	Optional
PID Recovery	Optional
Insulation Detection	Yes
Residual Current Monitoring	Yes
General Specifications	
Dimensions (W x H x D)	965 x 700 x 355 mm
Weight	85 kg
Operating Temperature Range	-30 ~ 60°C
Cooling Type	Fan Cooling
Max. Operation Altitude	5000 m (> 4000 m Derating)
Max. Operating Humidity	0 ~ 100%
IP Class	IP66
Noise (dB)	≤ 80 dB
Topology	Transformerless
Communication	RS-485 / PLC / WIFI / Ethernet
Display	LED, Buletooth + APP
Certification & Standard	IEC 62109-1/-2; EN IEC 61000-6-1/2/3/4; EN IEC 61000-3-11/12; EN IEC 62920; IEC 61727; IEC 62116; IEC 61683; IEC 60068-2-1/2/14/30; EU RoHS Directive; PORTARIA No 140

* To be used with the SDM630MCT-V2 energy meter, users need to select and supply their own CT, with a specification of 1 A or 5 A.

GreenFlow DC Charger

Coming Soon

Three Phase / Floor Mounted / 240 kW / 480 kW

Integrated PV-ESS-Charging Solution

Independent EMS platform developed by KSTAR could create an integrated system solution involving all KSTAR devices

Dynamic Load Management

Dynamic load management and balancing are supported since the overload can be effectively avoided via EMS platform

Dual-connector HPC

Dual-connector supports simultaneous charging with an ultra-high output power

3rd-party Charging Management System

Integrate with mainstream backend platform to provide various functions with easy operation



CATEGORY	CDA24D	CDA48D
General Info		
Dimensions (W x H x D)	850 × 2200 × 650 mm	850 × 2200 × 850 mm
Cable Length	5 M (7 M is optional)	
Input Performance		
Power Supply	L1+L2+L3+PE+N	
Rated Voltage	400 V AC ±10%	
Frequency	45 ~ 65 Hz	
Output Performance		
Output Voltage	150 ~ 1000 V DC	
Output Current	Rated 380 A (boost 500 A)	Air cooling: Rated 380 A (boost 500 A) Liquid cooling: Rated 500 A (boost 650 A)
Rated Power	240 kW	480 kW
Charging Module	40 kW * 6 pcs	40 kW * 12 pcs
Connector Type	CCS2+CCS2	
HMI		
LED Indicator	RGB LED	
LCD Display	15.6" display with 4 buttons	
Emergency Stop	Yes	
Communication		
Payment Method	RFID Card / QR Code / POS Terminal	
PLC Communication	DIN70121 and ISO15118	
Ethernet	Yes	
4G	Optional	
Ocpp	Ocpp 1.6 J	
Electrical Parameters		
Efficiency	Max 96%	
Load and Charging Management	Smart and dynamic allocation of power modules and distribution of charging power to connector	
THD	≤ 5% (100% load)	
Power Factor	≥ 0.99 (50% ~ 100% load)	
Ripple Factor	≤ ±1%	
Noise Emission	≤ 65 dB	
EMC Compliance	Class A	
Safety		
Energy Meter	Class B (±1% accuracy) with MID certified	
Protection Rating	IP54	
Impact Resistance	IK10	
Electrical Protection	Over voltage protection, under voltage protection, overload protection, short circuit protection, open circuit protection, leakage protection, grounding protection, over temperature protection, lightning protection	
Working Environment		
Installation	Floor mounted on plinth or base	
Working Temperature	-30°C ~ +75°C (full power output below 55°C; power derates above 55°C; system will shutdown above 75°C)	
Storage Temperature	-40°C ~ +80°C	
Humidity	5% ~ 95%	
Altitude	≤ 2000 m	

Charging Module

Coming Soon

Three Phase / 40 kW

Refined Component

SiC-based components are used to improve the charging efficiency, reduce size and enhance thermal management

Hot Swapping Technology

Connecting or disconnecting the charging module to the system while in standby will not cause any disturbance to the system

Ultra Wide Constant Power Range

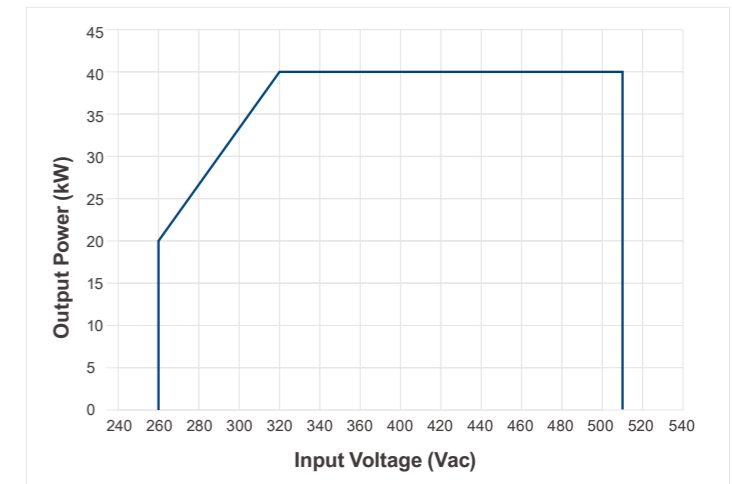
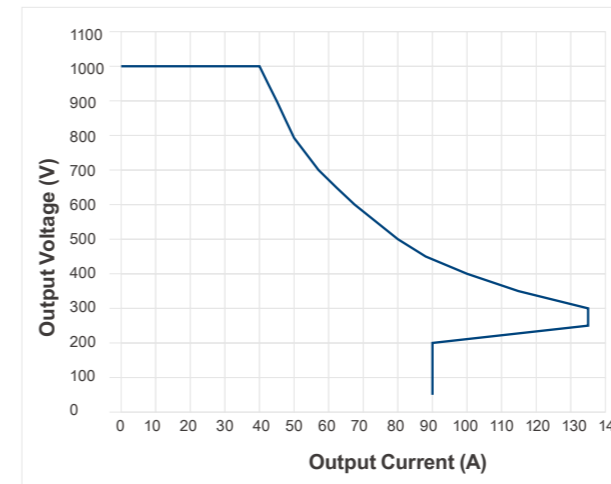
Provide a constant power output from 150 Vdc to 1000 Vdc

Digital Equalization Technology

Advanced digital equalization technology allows automatic current balancing between modules, with a current imbalance of less than ±5% of the rated current




CATEGORY	CR1040
Product Dimension	459 x 360 x 85 mm
Weight	20 kg
Power Supply	L1+L2+L3+PE+N
Rated Power	40 kW
Frequency	45 ~ 65 Hz
Input Voltage	260 ~ 525 Vac
Output Voltage	150 ~ 1000 Vdc
Current Range	0.5 ~ 133 A
Efficiency	Max 96.5%
THD	≤ 5% (100% load)
Power Factor	≥ 0.99 (50% ~ 100% load)
Ripple Factor	≤ ±1%
Noise Emission	≤ 65dB
EMC Compliance	Class B
Working Temperature	"-30°C~ +75°C (full power output below 55°C; power derates above 55°C; system will shutdown above 75°C)"
Standby Power	6 W



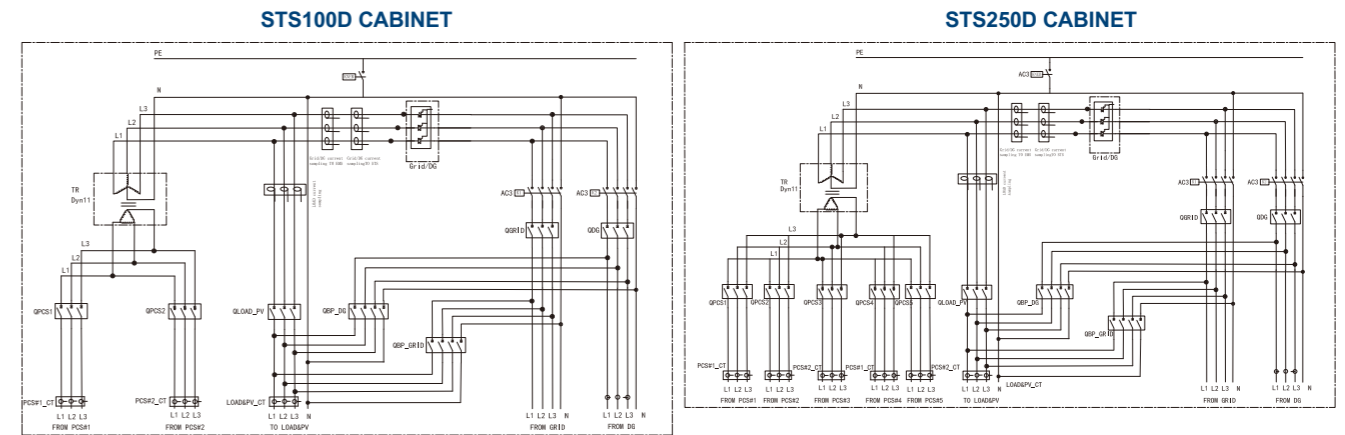
STS100D / STS250D NEW Automatic Switching Cabinet

On-grid / Off-grid / 100–250 kVA

- ▶ On & Off-grid switching < 20 ms, support backup Load
- ▶ Integrated EMS, supports multiple operation modes
- ▶ Integrated Off-grid isolation transformer
- ▶ Supports multi-source access to Grid & PCS & DG power



Block Diagram:



Parameter	STS100D	STS250D
Rated Voltage	400 V	400 V
Rated Current	217 A	536 A
PCS Rated Current	144 A	360 A
Rated Frequency	50 / 60 Hz	50 / 60 Hz
PCS Rated Power	100 kVA	250 kVA
Max. Grid Input Power	150 kVA	370 kVA
Switch Time Between On / Off-grid	≤ 20 ms	≤ 20 ms
PCS Input Breaker	125 A x 2	125A x 5 / 250A x 2*
Max. Grid Input Breaker	250 A	630 A
DG Input Breaker	250 A	630 A
Load Breaker	250 A	630 A
Grid / DG Bypass Breaker	250 A	630 A x 2
Isolation Transformer	100 kVA	250 kVA
Lightning Protection	Type II	Type II
Protection Degree	IP54	IP54
Relative Humidity	0 ~ 100%	0 ~ 100%
Operating Temperature	-25°C ~ +45°C	-25°C ~ +45°C
Cooling Type	Air Cooling	Air Cooling
Dimensions (W x H x D)	900 x 2380 x 930 mm	1300 x 2380 x 930 mm
Weight	950 kg	1640 kg
Operating Altitude	≤ 3000 m	≤ 3000 m
Communication	RS-485 / 4G / Ethernet	RS-485 / 4G / Ethernet
Installation	Tower - type	Tower - type


* One STS100D can be connected to a maximum of two KAC50DP.


** STS250D can connect a maximum of five KAC50DP, and the STS250D-B is designed to connect a maximum of two KAC125DH units (following the same schematic as the STS100D).


EMS01D

Second-level EMS Communication Box

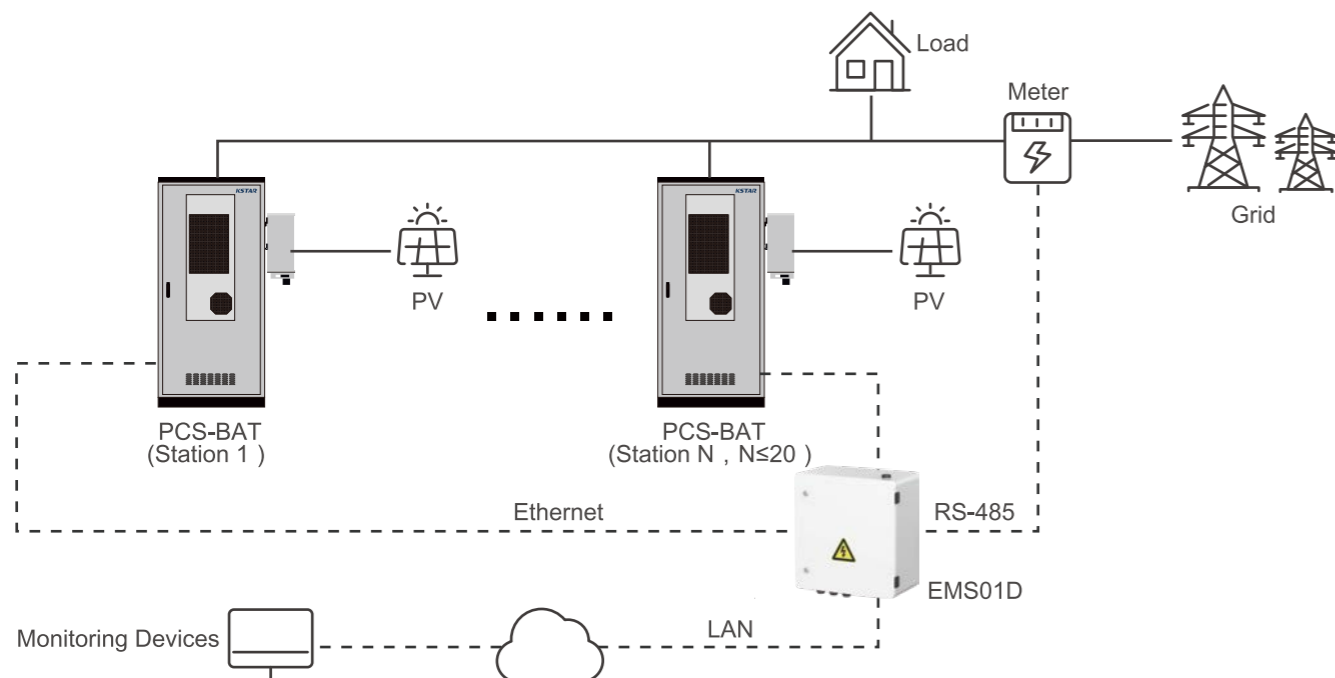
 Dual power source, 220 VAC and 24 VDC for higher reliability.

 Up to 20 portals available for southbound communication interfaces.

 Support remote monitoring via Ethernet / WiFi / 4G, and local monitoring via web page.

 Various accessible interfaces including DI / DO, USB, SD, RS-485.

 IP65 outdoor design.



MODEL	EMS01D
Southbound Communication	
Southbound EMS Communication Method	Ethernet (Electrical)
Max. Number of Southbound EMS	20
Max. Distance of Southbound Communication	100 m
Ethernet Port Parameter	10 / 100 Mbps Adaptive
Northbound Communication	
Northbound Communication Method (Default)	Ethernet (Electrical / Optical Fiber)
Northbound Communication Method (Optional)	WLAN / 4G
Local Display	Embedded Web
Indicator Lights	Power, Running, Fault + Ethernet Status Indicators
Port Parameters	
Number of RS-485 Interfaces	7
USB Interface	1 with USB2.0
SD Interface	1
Digital Input Detection Interface	8
Digital Output Control Interface	4, NO + NC
Indicator Lights	Power, Running, Fault + Ethernet Status Indicators
Environmental Parameters	
Operating Temperature Range	-30°C ~ +55°C
Storage Temperature Range	-40°C ~ +70°C
Operating Relative Humidity	5% ~ 95% (No condensation)
Electrical Parameters	
Power Supply	DC / AC Redundant Power Supply
AC Power Supply Voltage Range	90 ~ 264 Vac
DC Power Supply Voltage Range	13 ~ 36 Vdc
Standby Power Consumption	< 40 W
Mechanical Parameters	
O&M Method	Front Panel Access
Dimensions (W x H x D)	560 x 600 x 300 mm
Weight	35 kg
IP Degree	IP65
Installation Method	Wall / Bracket / Floor Mounted
Certification & Standard	EN55032, EN IEC 61000-3-2, EN 61000-3-3, EN 55035, ETSI EN 301511, ETSI EN 301489, ETSI EN 300328, ETSI EN 300906, EN 62368-1, EN 50665, EN 62311

SPC01 Power Control Box

The SPC01 Power Control Box is designed to realize the function of power limitation or zero-export control in accordance with local grid codes and regulations. It is being used with KSTAR three-phase PV grid-tied inverters (3-125 kW) via RS-485 interface. The built-in smart meter collects the power of the grid-tied side of the PV power station in real time.



Powerful

Support number of inverters up to 80
Long distance of inverter communication up to 1000 m



Flexible Connectivity

Support multiple communication modes
Upload operating data to cloud server in real time



Easy to install

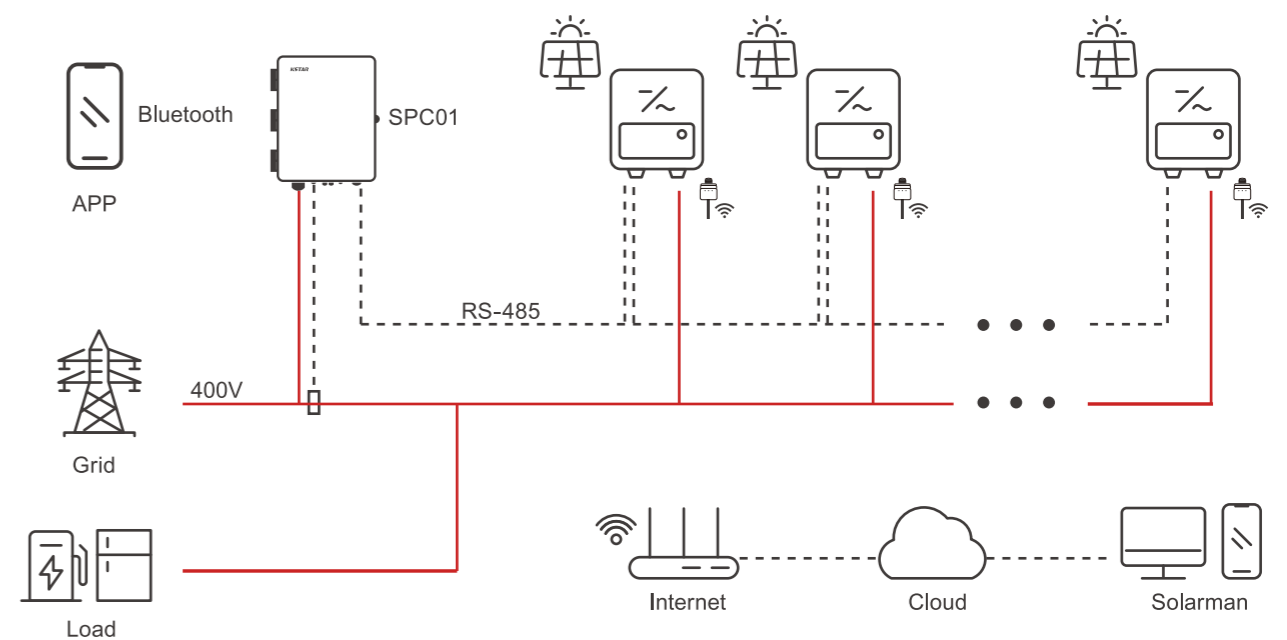
Wall / rack-mounted
IP65 for outdoor installation



Strong Adaptability

Zero-export response time < 2s
Support remote update





Technical Specifications	SPC01
Input	
Rated Input Voltage	230 Vac (L-N) / 400 Vac (L-L)
Input Voltage Range	173 ~ 480 Vac
Grid Connection Type	3W + N + PE
Rated Input Frequency	50 / 60 Hz
Input Frequency Range	45 ~ 65 Hz
Lightning Protection Grade	Grade C
Communication	
Inverter Communication Terminals	RS-485*5
Max. Number of Inverter	80 (Each terminal connects up to 16 inverters)
Max. Distance of Inverter Communication	1000 m
Communication	Ethernet / WiFi / 4G (Optional)
HMI	Bluetooth + Indicator Light
Function	
Communication Failure Shutdown	Yes
Remote Update	Yes
Zero Export	Yes
Zero-export Response Time	2s
Zero-export Control Accuracy	3%
Mechanical Parameter	
Dimensions (W x H x D)	420 × 320 × 132 mm
Weight	5.3 kg
Operation Temperature Range	-25 ~+ 60°C
Cooling Type	Natural Convection
Max. Operation Altitude	3000 m
Operation Humidity	0 ~ 100% (No Condensation)
IP Class	IP65
Installation	Wall / Rack Mounted



Stick Logger

LSW-5 / LSE-3 / LDW

The stick logger enables long-term, effective monitoring of the solar and energy system by collecting the inverter's operating and power generation data. The cloud platform offers strong data support, while the collected data is sent to the monitoring platform via different interfaces, such as WiFi, Ethernet, 4G and more. Real-time and historical system data is displayed in clear, intuitive charts, allowing users to monitor the system anytime, anywhere.

-  Remote Control
-  Remote Upgrade
-  Plug and Play
-  7/24 Monitoring



MODEL	LSW-5	LSE-3	LDW
Wireless Parameters			
Remote Way	WiFi	Ethernet	Ethernet / WiFi
Number of connect inverters	1	1	10
Data Transmission Interval	Default: 5 mins (1 ~ 15 mins Optional)		
External Interface	Plug	Plug	DIN-Rail (Wiring RS-485)
Hardware Parameters			
Working Voltage	DC 5 V ~ DC 12 V		
Working Power	1.5 W	1 W	2 W
Indicator Light	One connected to inverter One connected to router One heartbeat indicator light		
Data Storage	Default: 8 MByte Flash	Default: 2 MByte Flash	Default: 2 MByte Flash
Working Temperature	-30°C ~ +70°C		
Working Humidity	Relative humidity: 10% ~ 90%, No Condensation		
Storage Temperature	-45°C ~ +90°C		
Storage Humidity	< 40%		
IP Grade	IP65	IP65	IP20
Software AT+Instruction set Parameters			
Serial Communication Rate	Default: 9600 bps (1200 ~ 115200 bps Optional)		
Configuration	AT+Instruction Set Localweb Configuration Remote Server Bluetooth		
Firmware Upgrade	Local Web Upgrade Remote Update		
Working Mode	AP + STA		
Others	Real-time Control, Data Resuming		

* Please contact KSTAR to get recommendations on appropriate stick loggers as accessories tailored to various products.

** For LDW logger, we need to configure both "power module" (left) and "datalogger module" (right).

YDS60-80

Smart Energy Meter

YDS60-80 is a DIN rail energy meter for three phase measuring.

With integrated RS-485 interface, it allows real-time reading of all relevant data, such as energy (total and partial), current, voltage, frequency, active and reactive power.



MODEL	YDS60-80
General	
Network System	3P3W / 3P4W
Nominal Voltage	3 × 230 / 400 Vac, 50 / 60 Hz
Current Measurement Range	Direct Connected: from 0A to 80 A, CT Connected: > 80 A
Voltage Measurement Range	Direct Connected: from 90 V to 500 V, PT Connected: from 500 V to 1000 V
Power Consumption	≤ 1.5 W
Mounting	On 35mm DIN rail
Measurement Category	Category III
Pollution Degree	2
Measurement Accuracy	
Current (Direct Connected)	0.5% from 8 A to 80 A, ±0.4 A from 0.4 A to 8 A
Current (CT Connected)	0.5% from 0.5 A to 5 A, ±0.025 A from 0.025 A to 0.5 A
Phase Voltage	Class 0.5
Line Voltage	Class 0.5
Frequency	±0.02 Hz from 45 Hz to 65 Hz
Power	Class 1
Power Factor	±0.02 from -1 to 1
Active Energy	Class 1
Reactive Energy	Class 2
Environmental Conditions	
Operating Temperature	-25°C to 60°C
Storage Temperature	-40°C to 85°C
Humidity	5% to 95% RH (non-condensing)
Altitude	≤ 2000 m
Voltage Input (Ph-N)	
Operating Voltage	3 × 230 / 400 Vac, 50 / 60 Hz
Power Dissipation Voltage Circuits	< 0.5 VA per phase
Measurement Range	AC 30 V to 265 V
Current Input	
Rated Current	3 x 1.5(6) A
Power Dissipation Current Circuits	< 0.2 VA per phase
Measurement Range	AC 0.05 A to 6 A
Communication	
Communication Protocol	Modbus
Communication Port	RS-485, half-duplex
Baud Rate	4800 bps / 9600 bps (default) / 19200 bps / 115200 bps
Stop Bit	1 (default) / 2
Check Bit	None (default) / Odd / Even

* YDS60-80 smart energy meter is being used along with BluePulse Series C&I ESS.

** It V2 has not included Current Transformers. For system larger than 50 kW, CT connection is required. Please select the CT that meets the following requirements:

1. The selected CT's primary rating should be larger than the maximum current passing through the system's AC busbar.
2. Maximum Current = system capacity / 230 / 3

*** Please consult KSTAR for more details.

SDM630MCT V2 Smart Meter

DIN Rail Energy Meter for Single and Three Phase Electrical Systems

- ▶ Measures kWh kVA_rh, kW, kVA_r, kVA, P, F, PF, Hz, dmd, V, A, THD, etc.
- ▶ Bi-directional measurement IMP & EXP
- ▶ Two pulse outputs
- ▶ RS-485 Modbus
- ▶ Din rail mounting 35 mm
- ▶ 1 A / 5 A CT connection
- ▶ Better than Class 1 / B accuracy



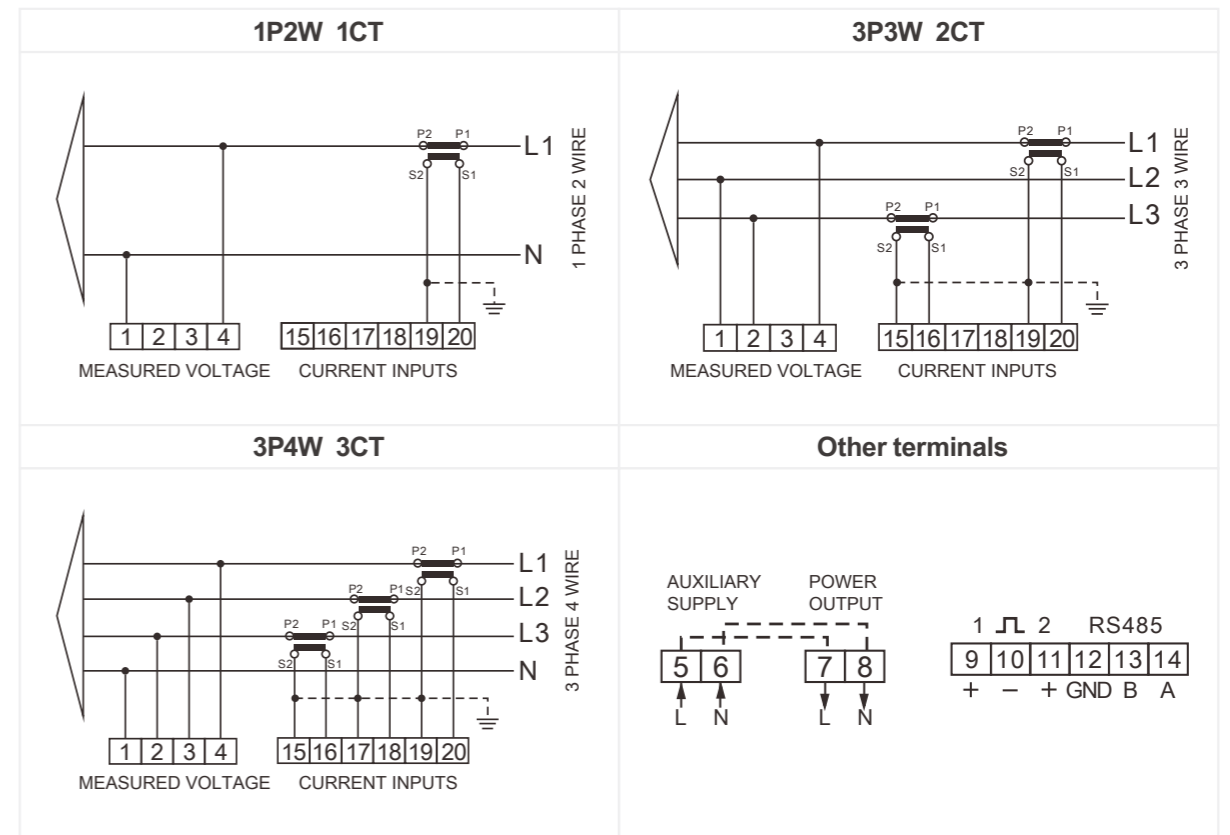
MODEL	SDM630MCT V2
Type of Measurement	RMS including harmonics on three phase AC system (3P,3P+N)
Power	1% of range maximum
Active Energy	IEC 62053-22 Class 0.5S; IEC 62053-21 Class 1.0
Reactive Energy	IEC 62053-23 Class 2
Frequency	0.2% of mid-frequency
Current	0.5% of range maximum
Voltage	0.5% of range maximum
Power Factor	1% of unity (0.01)
Input	
CT Secondary	1 A / 5 A
CT Primary	1 ~ 9999 A
Rated Voltage (Un)	380 / 400 Vac
Operational Voltage	173 to 480 Vac (L-L)
Communications	
Communication Protocol	Modbus RTU
Communication Address	1 ~ 247
Transmission Distance	1000 m Maximum
Transmission Speed	1200 bps ~ 38400 bps
Parity	None (default), Odd, Even
Stop Bits	1
Response Time	< 100 ms

* SDM630MCT V2 smart meter is recommended to be used along with C&I string inverters.

** SDM630MCT has not included Current Transformers. Users should choose the CT that meets the following requirements:

1. The selected CT's primary rating should be larger than the maximum current passing through the system's AC busbar.
2. Maximum Current = system capacity / 230 / 3*1.2.

*** Please consult KSTAR for more details.



One click away from 24 / 7 technical support

Remote Energy Monitoring and Analytics

Fault Detection and Maintenance

Grid Interaction and Net Metering

Enhanced System Lifespan

Integration with Smart Home Systems

Comprehensive Data Visualization

Detailed Configuration Settings

Collaborative Monitoring

Extended Historical Data Analysis



KSTAR SPIRIT

At KSTAR, we understand that technical service is the cornerstone of a reliable and efficient solar solution. Our commitment to unparalleled technical support ensures that your solar investment operates at peak performance throughout its lifecycle.

**Illuminate Tomorrow:
Technical Support Today,
Tomorrow, Always.**

Global Presence, Local Excellence: Our Worldwide Network

With offices strategically positioned across the globe, we seamlessly connect our innovative solar solutions with communities everywhere. Experience the assurance of a truly global partner — from the manufacturing floor to your doorstep, our commitment to excellence transcends borders.



With cutting-edge technology and a dedicated workforce, we boast a robust production capacity that ensures timely delivery without compromising quality. From concept to creation, our commitment to innovation and streamlined processes empowers us to meet the growing demands for renewable energy solutions.



PV Assembly Workshop



IGBT/MOS Welding



Aging Test



Large-machine Fully Automatic Test System



01 EPS Factory's Green Revolution Turkey, 900kW KSG-120CL-M0





02 C&I ESS Project in Hungary



03 C&I ESS Project in the Netherlands



04 Energy Cost Reduction for Mineral Water Factory
Turkey, 900kW KSG-120CL-M0

